

# Make Your Mark



# Make Your Mark



## INSPIRATION

Color is a bold communicator. It draws the eye, inspires mood and perception and can help with navigation. Make Your Mark artfully embraces the concept of color with its mood-lifting, standout shades that ombré across each tile to create spaces with a high level of excitement and vibrant pop of personality.



(cover) MAKE YOUR MARK // CHARCOAL, LIME // ashlar  
(right) MAKE YOUR MARK // SMOKE, CANDY // 1/2 drop





MAKE YOUR MARK // SHADOW, SAPPHIRE, COBALT, MARIGOLD // ashlar



MAKE YOUR MARK // SMOKE, MARIGOLD // ashlar





MAKE YOUR MARK // SHADOW, CHARCOAL, TANGERINE // ashlar









MAKE YOUR MARK // SAPPHIRE // 1/2 drop  
(back cover) MAKE YOUR MARK // SHADOW, DENIM, SAPPHIRE // ashlar

# Make Your Mark 9"x48" MODULAR



COLOR 1063  
shadow



COLOR 1064  
smoke



COLOR 1065  
charcoal




COLOR 1066  
sapphire



COLOR 1067  
cobalt



COLOR 1068  
denim



COLOR 1069  
lime



COLOR 1070  
fern



COLOR 1071  
iris



COLOR 1072  
marigold



COLOR 1073  
tangerine



COLOR 1074  
candy





### COORDINATES

Beyond the beauty of individual products, our flooring coordinates effortlessly across all of our product platforms - modular carpet tile, broadloom, LVT and Kinetex textile composite flooring. This offering enables you to blend a range of designs with tonal simplicity to create palettes that reflect the demands of each unique space.

- 1. DOWNTOWN // 1850 // #3161 Ocean // Kinetex
- 2. MAKE YOUR MARK // V5012 // #1069 lime // LVT
- 3. FUSION // V5006 // #1051 Blend // LVT
- 4. DOWNTOWN // 1850 // #3161 Ocean // Kinetex
- 5. NETWORK // 1842 // #2908 Wiring // Kinetex
- 6. CATALYST // 1841 // #2847 Chemistry // Kinetex
- 7. STRIA // 7585 // #2750 Terry // Modular
- 8. MAKE YOUR MARK // V5012 // #1069 lime // LVT

- 1. FRACTURED PLAID // 7587 // #2877 Felt // Modular
- 2. NETWORK // 1842 // #2857 Server // Kinetex
- 3. MAKE YOUR MARK // V5012 // #1068 denim // LVT
- 4. METAMORPHIC // 7717 // #2969 Sandstone // Modular
- 5. DOWNTOWN // 1850 // #3151 Wall // Kinetex
- 6. AGAINST THE GRAIN DEMI-PLANK // 1840 // #2820 Rye // Kinetex
- 7. FUSION // V5006 // #1050 Union // LVT
- 8. MAKE YOUR MARK // V5012 // #1068 denim // LVT
- 9. NETWORK // 1842 // #2857 Server // Kinetex



SUSTAINABLY SOUND

J+J Flooring believes true sustainability requires full attention to the potential impacts of every aspect of our business. In accordance with our mission of waste reduction, J+J LVT products are 100% recyclable.. You can rest assured that health is also a top priority and all J+J Flooring LVT products are FloorScore Certified.

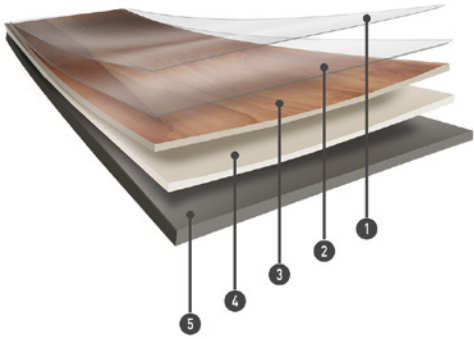
MOISTURE

Are high levels of moisture in your concrete slab causing issues with your project’s floor covering? We can help.

- » Cost-efficient
- » Long-term performance
- » Requires no special floor preparation

ZPT ANTI-MICROBIAL TREATMENT

J+J Flooring LVT features a standard enhancement of ZPT (Zinc Protective Technology) anti-microbial. Dispersed into the product during the manufacturing process, ZPT anti-microbial prevents unpleasant odors, degradation and discoloration as a result of microbial contamination. ZPT contains Zinc Pyrithione as the main ingredient with no harmful additives. Zinc Pyrithione is a common dandruff shampoo ingredient and proven to be safe in both household and commercial use. ZPT anti-microbial technology guarantees your J+J Flooring LVT will provide a beautiful, long lasting and safe floor covering for years to come.






- 1 Protective UV Cured Urethane with Ceramic Bead
- 2 Wear Layer
- 3 High Definition Print Film
- 4 Impact Resistant Core Layer
- 5 Foundational Base Layer

Max RH, pH: Installed without Commercialon® Premium Sealer	Max RH, pH: Installed with Commercialon® Premium Sealer
90% RH, pH 9	99% RH, pH 11 (Tiletabs, 5mm) (Commercialon Adhesive, 2.5mm, 3mm)

WARRANTIES

We stand behind every aspect of our LVT. Each warranty is covered for 10 years, provided that installation and maintenance is in accordance with J+J Flooring’s LVT Installation instructions.

Installed with Commercialon® Premium Adhesive (non-prorated)	Installed with TileTabs	Installed with any other adhesive
10 years	10 years (5mm only)	1 Year

STYLE	make your mark 3mm V5013	make your mark 5mm V5012
THICKNESS	3 mm	5mm
WEAR LAYER	20 mil	20 mil
FINISH / COATING	enhanced UV urethane w/ ceramic bead	enhanced UV urethane w/ceramic bead
NOMINAL DIMENSIONS (INCHES)	9” x 48”	9” x 48”
PATTERN REPEAT	random	random
CLASS / ASTM F1700	class III printed film vinyl plank - type B embossed	class III printed film vinyl plank - type B embossed
ANTIMICROBIAL	ZPT (zinc protective technology)	ZPT (zinc protective technology)
SQUARE FEET PER PLANK / TILE	3.00	3.00
SQUARE FEET PER CARTON	39	24
PRODUCT WARRANTY	10 year commercial warranty	10 year commercial warranty
REQUIRED ADHESIVE(S)	Commercialon® LVT adhesive	Commercialon® LVT adhesive
MODULAR INSTALLATION METHODS	<div><div> 1/3 drop</div><div> ashlar</div><div> herringbone</div></div>	



©2020 J+J Flooring Group, LLC - This unique design is protected under the U.S. Copyright Act of 1976. Any unauthorized copying or duplication of this design constitutes copyright infringement in violation of federal law.

Due to the unique visual characteristics of modular carpets, pattern repeats and pattern run-off seams may appear more noticeable than in broadloom carpets. Such visual characteristics do not constitute a manufacturing defect, and as such, should be considered when selecting modular carpet and its installation.

These photographs are representations of the installation for this modular product. Your modular installation may look different than these photos depending upon individual tile placement, lighting, and overall space layout, including furnishings. Final tile placement and the resulting visual is thus the customer’s, and not J+J Flooring’s responsibility.





P.O. BOX 2207  
DALTON, GA 30722  
P 800 241 4586  
F 706 275 4433  
JJFLOORING.COM

carpet | lvt | kinetex



**FLOORING**  
A DIVISION OF ENGINEERED FLOORS